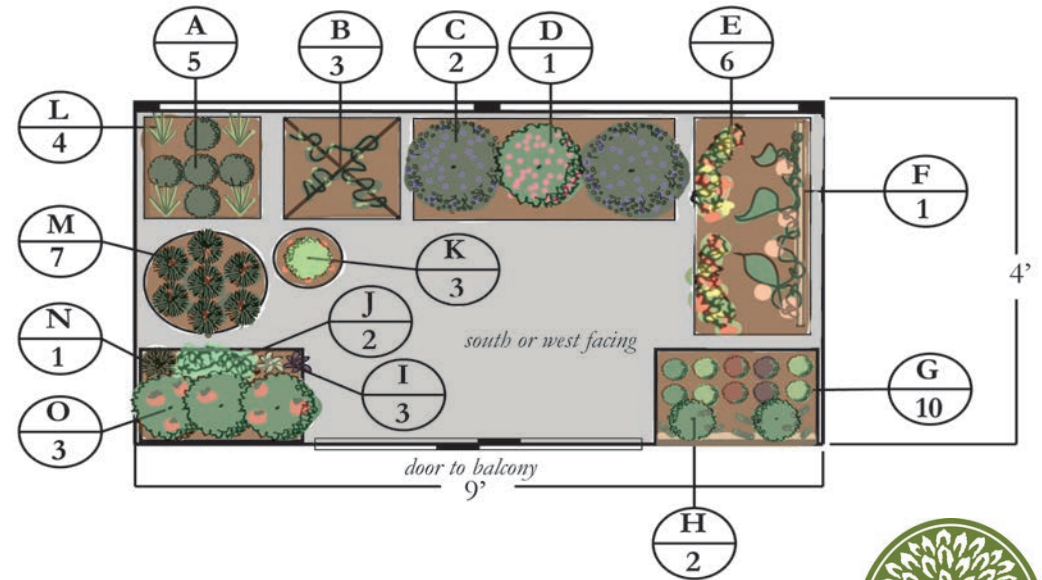



Stylish Balcony Vegetables (\$1500 - \$1900 depending on accessories)

Plants, Materials & Supplies

- A. Potatoes (5)
- B. Beans (3)
- C. Brazelberry® Blueberry (2)
- D. Brazelberry® Raspberry (1)
- E. Nasturtiums (6)
- F. Melon (1)
- G. Salad Greens (10)
- H. Cucumber (2)
- I. Basil (3)
- J. Thyme (3)
- K. Radish (3)
- L. Garlic (4)
- M. Carrots (7)
- N. Dill (1)
- O. Bush Tomatoes (3)
- Basket Planter Boxes (2)
- Square Planter Boxes (2)
- Trellised Planter Boxes (2)
- Large Artisan Clay Pot (1)
- Small Artisan Clay Pot (1)



- Fafard® Urban Garden Container Mix (19 bags)
- Fafard® Sea Compost (5 bags)
- Parkwood® Flower Plant Food 15-30-15

10 Essential Tools

- Hand Spade, Garden Fork, Pruners, Watering Can, Spray Bottle,
- Protective Netting, Jute, Garden Scissors, Bamboo Stakes, Garden Gloves



Sheridan
Nurseries
100+ YEARS

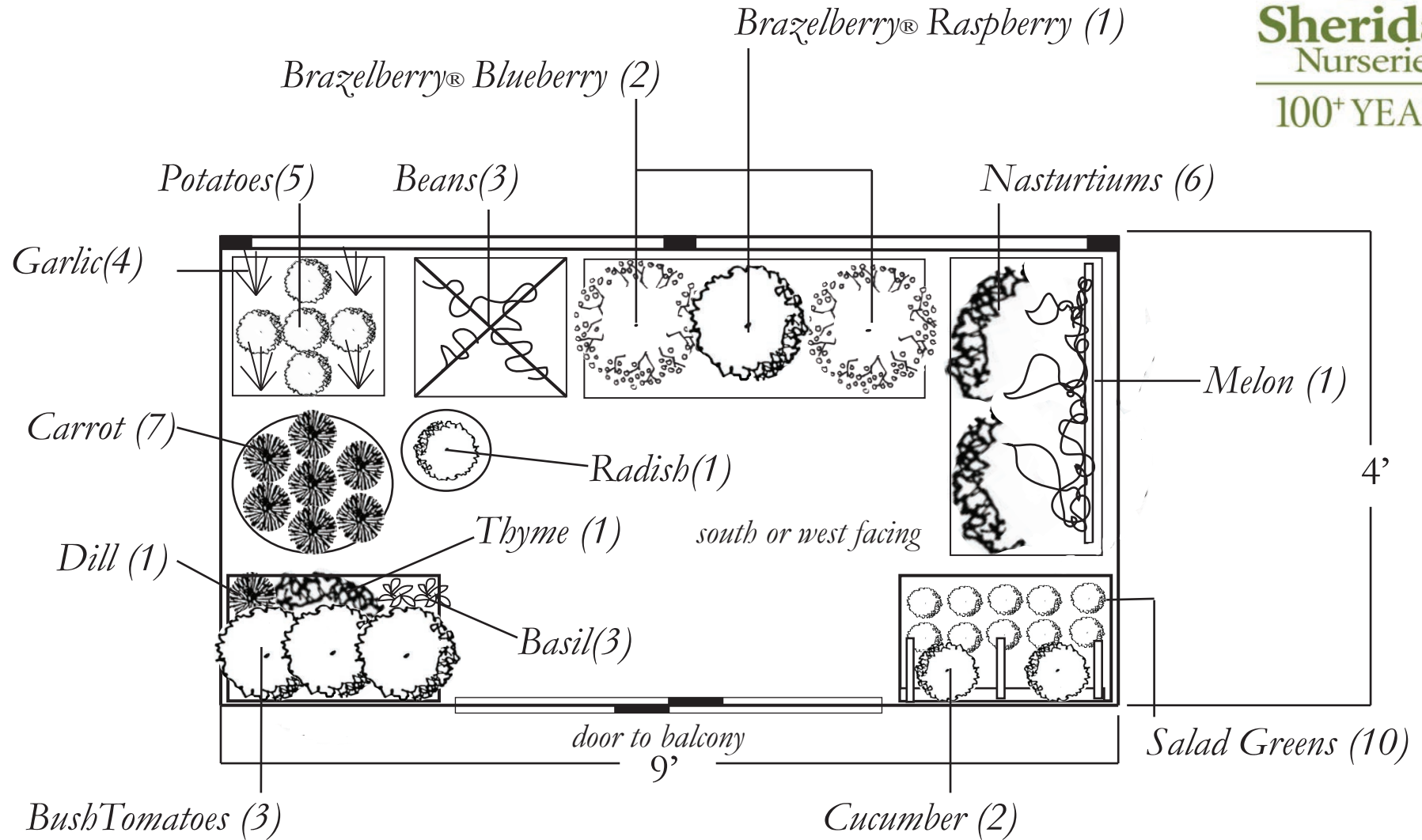


Stylish Balcony Vegetables

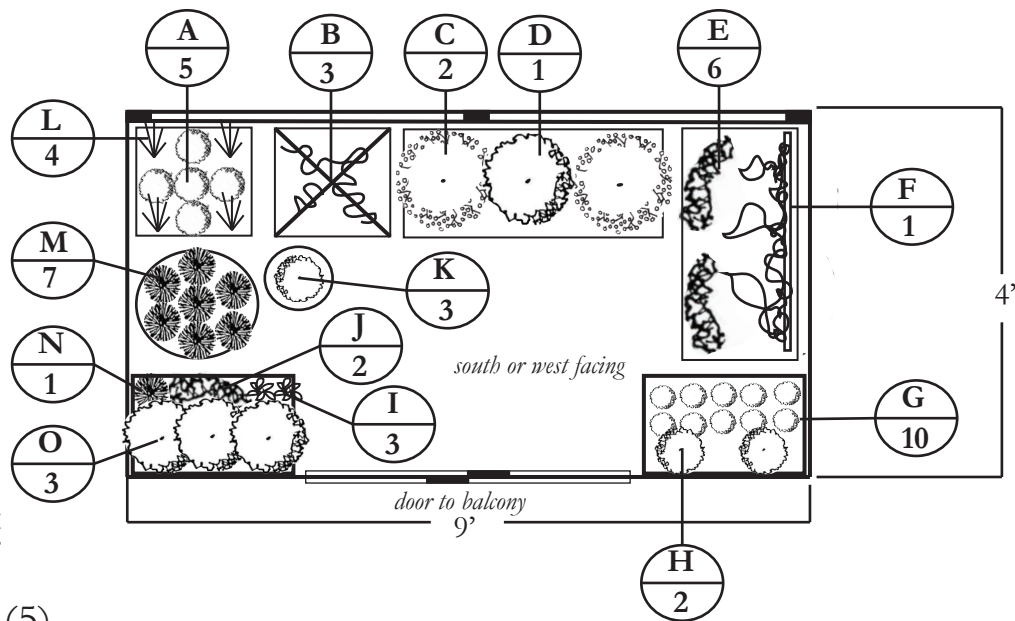
Vegetable selection and accessories may vary by store and availability.



Sheridan
Nurseries
100+ YEARS



Landscape Plan: Stylish Balcony Vegetables



Shopping List

- A. Potatoes (5)
- B. Beans (3)
- C. Brazelberry® Blueberry (2)
- D. Brazelberry® Raspberry (1)
- E. Nasturtiums (6)
- F. Melon (1)
- G. Salad Greens (10)
- H. Cucumber (2)
- I. Basil (3)
- J. Thyme (3)
- K. Radish (3)
- L. Garlic (4)
- M. Carrots (7)
- N. Dill (1)
- O. Bush Tomatoes (3)
- Basket Planter Boxes (2)
- Square Planter Boxes (2)
- Trellised Planter Boxes (2)
- Large Artisan Clay Pot (1)
- Small Artisan Clay Pot (1)
- Fafard® Urban Garden Container Mix (19)
- Fafard® Sea Compost (5 bags)
- Parkwood® Flower Plant Food 15-30-15
- Hand Spade, Garden Fork, Pruners, Watering Can, Spray Bottle, Protective Netting, Jute, Garden Scissors, Bamboo Stakes, Garden Gloves

D.I.Y. Installation Steps

Wash surface of balcony or patio.

Place containers and fill with Fafard® Urban Garden Container Mix and Fafard® Sea Compost.

Place plants as per plan. Mark each location.

If the roots are pot bound, gently loosen bottom and sides with your fingers.

Fill around each plant with Fafard® Urban Garden Container Mix, pressing firmly to secure in place. Leave a 3" distance from pot top to allow for proper watering.

Water your new garden with Parkwood® Flower Plant Food to help establish healthy leaves, flowers and roots.

Keep soil moist and harvest your crops when ripe!

* Growing your own vegetables affords you the luxury of eating food at its optimal ripeness and maximum nutritional value, grown right outside your door. A sunny balcony garden can yield a huge crop and is quite simple to maintain. Just remember to keep it watered and eat your bounty before it spoils.



Sheridan
Nurseries

100+ YEARS